



## **Barnsley Childcare Sufficiency Assessment 2016-2017**

**Annual Update: as at September 2016**

**Barnsley Metropolitan Borough Council**

Title:	Childcare Sufficiency Assessment 2016
Location:	G:sufficiency/2016 CSA/CSA 2016 Report/Barnsley Childcare Sufficiency Assessment 2016
Date:	September 2016
Report status:	Final
Authors:	Linda Mathison BMBC
	To: <a href="mailto:lindamathison@barnsley.gov.uk">lindamathison@barnsley.gov.uk</a>
	or
Comments:	<a href="mailto:infofis@barnsley.gov.uk">infofis@barnsley.gov.uk</a>

<b>Contents Page</b>	<b>Page</b>
<b>Executive Summary and Actions</b>	<b>3</b>
<b>Introduction</b>	<b>6</b>
<b>Sufficiency Indicators</b>	<b>7</b>
Sufficiency Indicators and Geographical Areas	
<b>Key Findings</b>	<b>8</b>
<b>Range and Type</b>	<b>8</b>
Open and Closed Provision	8
Supply – number of Provider Places by Type and Area Locality	9
<b>Take up of Childcare</b>	<b>13</b>
Take up of Two Year Free Entitlement	13
Take up of Three and Four Year Old Early Education	14
Planning for the 15 hour 'Extended Entitlement' for eligible 3 and 4 year olds	<b>15</b>
<b>Overall Vacancy Rates</b>	<b>19</b>
<b>Sufficiency of Childcare Places</b>	<b>19</b>
Sufficiency of Childcare Places/Baby Places	21
Age Range 0-1 Vacancy Rates to meet future demand	21
Sufficiency of 2 Year Old Places	22
Sufficiency of 3 and 4 Year Old Places for Working Parents and Nursery Funded	23
Age range 3-4 Years Vacancy Rates to meet future demand	24
Sufficiency of Out of School Places	24
Age range 5-11 Years Vacancy Rate to meet future demand	25
Holiday Clubs	25
New House Builds	26
<b>Accessibility/Flexibility</b>	<b>27</b>
Unsocial Hours	27
Flexibility of 2, 3 and 4 year old entitlement	27
<b>Quality</b>	<b>28</b>
Ofsted Grades	28
Quality of Staff and Leaders	28
Graduate Led Workforce	29
Quality Improvement Programme	29
Foundation Stage Profile Analysis	30
<b>Inclusivity</b>	<b>31</b>
% of Children with Disability or Complex Health Need Accessing Childcare	31
Training and Projects Relating to Special Educational Needs	32
Survey of Parents of Children with a Disability - Childcare	32
% Children Accessing Childcare from a Black, Minority, Ethnic Background	34
Languages Spoken by Childcare Staff	34
<b>Affordability</b>	<b>35</b>
Cost of Childcare in Barnsley Compared to Yorkshire and Humberside	35
<b>Appendices as Attachments</b>	
Appendix 1: Foundation Stage Profile Analysis 2016	

## Executive Summary and Actions

This is a brief summary of the key points and actions.

### Sufficiency: Range and Type of Provider

Overall Barnsley has a sufficient range and type of childcare providers. Barnsley has seen a reduction of just one childminder since the last Childcare Sufficiency Assessment (CSA). Across the locality there are childminders in each ward, therefore sufficient in this type of provision. Nine day nurseries closed, four converted from all day care to sessional (term time opening); and three new day nurseries were created (net reduction of 10 full day nurseries). Only Dodworth and Darfield wards do not have any full day care, but overall there are sufficient day nurseries in each of the six localities. Two new out of school clubs have been counted in this CSA and five more holiday clubs. As with the 2015 CSA, there are no out of school clubs in Stairfoot and Darfield wards. In addition, there are no holiday clubs in Dodworth, Darton West, Old Town and Darfield wards - leaving childminding as the only option.

### Current Demand – Take up of Childcare

The annual audit revealed that 7,703 children are accessing a childcare place (excluding school nursery classes). This is an increase of 627 children since the last CSA, which is encouraging as it shows parents are continuing to access formal childcare, despite the number of day nursery closures across the borough in the past year. 70% of eligible 2 year olds are taking up their free entitlement place and 99.2% of three and four year olds are reported to be accessing their free early education entitlement.

### Childcare Occupancy and Vacancy Rates

Playgroups have the highest occupancy levels and Childminders have the lowest. Occupancy has improved, which proves that parents are continuing to take up formal childcare. However, there remains significant vacancy rates across the borough with 36% in full day care; 32% in sessional care and 39% in out of schools. Childminder vacancy rate is calculated on hours paid due to their flexible offer and this results in a 58% vacancy rate for the under 5's.

### Sufficiency of 0-1 Year Old Places

Barnsley has set 7% as a sufficiency rate for this age group - that is 7 childcare places per 100 children aged 0 -1. Only the Dearne falls below this figure (6%). However, to meet the target, only 16 places would need to be created. However, there are currently sufficient vacancies reported, therefore no action is required.

### Sufficiency of Childcare Places for Children Aged 2 Years

Barnsley has sufficient places for two year olds across the borough. However, there is just one ward – St Helens where there is a shortfall due to current settings holding an Ofsted 'Requires Improvement; grade. .

- **Action:** Parents accessing in St Helen's ward will be able to claim their two year entitlement (if eligible) in an Ofsted 'Requires Improvement' setting - if no other places are available in an Ofsted rated 'Good' or 'Outstanding' setting. The Families Information Service to continue to advertise the free entitlement.

### Sufficiency of Childcare Places aged 3 – 4 Years Including Nursery Education Places

Barnsley has set 84 places per 100 children as a sufficiency rate for children aged 3 and 4 years. This takes account of children accessing the free nursery education entitlement and those having wrap around childcare. Barnsley is showing sufficiency overall i.e. 95 places for every 100 children. However, the Dearne is an area to be monitored due to the increase in population and reduction of places.

- Continue assess the situation in the Dearne locality.

### **Sufficiency of Childcare Places for the 15 hour 'Extended Entitlement'**

Barnsley has undertaken a comprehensive assessment of the free 15 hour extended Entitlement' for 3 and 4 year olds for eligible parents from September 2017. Analysis shows that an estimated 1,477 children will take up a place. There is a sufficiency gap in the Dearne, although the current vacancy rate is sufficient to meet need. There is also a sufficiency gap within Monk Bretton and North East Wards which will require termly monitoring. .

- Termly monitoring of the targeted wards.

### **Sufficiency of Out of School Places and Unregistered Breakfast Clubs**

Barnsley has set a sufficiency rate of 7 places per 100 children aged 7-11 years. Most areas are showing sufficiency using this indicator except the Dearne and Central area localities. However, further analysis shows that out of school clubs currently operating in these areas have vacancies. Therefore, it is not necessary to open more clubs. Stairfoot and Darfield wards do not have any out of school clubs, leaving childminding as the only option.

Out of the 77 Schools contacted (excluding High Schools) in Barnsley, 53 have a breakfast club, of which 16 are offered by private/voluntary partnerships and the remaining 37 are informal unregistered breakfast clubs. There are 24 schools that only have the option of signposting to local childminders.

- **Action:** Encourage providers to offer an out of school club in Stairfoot and Darfield wards. Monitor the 24 schools without either on-site childcare or unregistered informal breakfast clubs to ensure that they signpost to local childminders.

### **Sufficiency of Holiday Clubs**

There are a number of holiday clubs operating across the borough in addition to childminders offering an essential service. However, further analysis shows that some wards have childminding as the only option for holiday care.

- **Action:** Encourage group holiday care provision in the following wards: Dodworth, Stairfoot, Darton West, Old Town and Darfield.

### **Accessibility Sufficiency – Opening Times**

Each of the 6 areas across Barnsley offer some form of care outside the typical hours of 8am to 6pm. There has been a reduction of 7 settings offering Saturday care since the last CSA. As recorded last year there is no Saturday provision for early years in the Dearne and the North Area and this is now joined by the North East and the South Localities.

- **Action:** encourage Saturday childcare for the few parents that may require it in the localities listed.

### **Flexibility of Childcare**

Up to 61% of day nurseries allow parents to access their free education entitlement flexibly – this enables working parent to reduce the cost of childcare. However, only a fifth are willing to offer the hours 'stretched' over a year, including school holidays. Many

**Action:** Encourage schools to offer more flexible sessions to enable parents to work and train.

### **Sufficiency of Quality**

Barnsley has 88% of early years and childcare providers rated by Ofsted as 'Good' or 'Outstanding' which is 2% above the England average. Barnsley has 32 childcare settings with the highest Ofsted rating of 'Outstanding' (23 are within childminding, 8 within full day care and the first one in an out of school club). This has fallen since the last CSA due to some day nursery closures.

Qualification levels have fallen since the last CSA. However, the qualification levels remain high with 72% of all staff and leaders holding a full and relevant level 3 or higher qualification and almost a fifth holding a level 4. Of the 41 full day care settings, just 8 are not led by a graduate.

Overall Barnsley has 27 childcare practitioners holding the graduate status of Early Years Professional/Early Years Teacher (a decrease of 7 in the past year, with a further 3 working towards the status). Childminders are not required to hold a qualification; however, 103 of the 153 returning the audit show that they hold a full and relevant level 3 with 16 holding a relevant degree.

The 2016 Foundation Stage Profile results show Barnsley at 66% of all children at the end of their foundation year achieving a good level of development. This is a 3% increase since the last CSA but remains 3% below the national average.

Barnsley's in-house continuous Quality Improvement Programme (QIP) is valued by the childcare sector, with 162 completing the annual documentation. The programme also offers key note conferences, locality meetings to share best practice and a comprehensive training programme.

### **Inclusivity Sufficiency**

4.5% of children accessing childcare have a disability or complex health need - this is a decrease of 1.2% since the last CSA. The highest levels are recorded need was communication and interaction followed by emotional social and mental health, then physical and finally sensory. A comprehensive range of inclusion support has been offered throughout the year to improve practitioner's skills and knowledge to support children with additional needs. A toolkit has been devised and initiatives have continued to be rolled out, such as Wellcomm speech and language screening programme and an inclusion grant for additional staffing in childcare settings. Barnsley is considered sufficient in the number of settings offering inclusive care.

5.5% off all children attending childcare, are from a black, minority ethnic background – this is an increase of 1.1% recorded last year. The annual audit reveals that 29 Polish speaking children are accessing childcare plus a range of children from other languages such as Russian. .

- **Action:** continue to monitor children attending childcare from BME backgrounds.

### **Affordability Sufficiency**

Weekly costs have increased in all provider types and as a result Barnsley has a higher hourly Childminder rate than the Yorkshire and Humberside average and a higher weekly holiday cost than the regional average.

- **Action:** continue to monitor childcare fee paying rates, particularly following the government's proposed increase for Barnsley for the funded early education hourly rates from April 2017.



## I Introduction

Local Authorities are required by legislation to ‘secure sufficient childcare’ under Sections 6 and 7 of the Childcare Act, 2006\*. The Early Education and Childcare statutory guidance for local authorities came into force from September 2014 and clearly sets out the revised duties placed on the local authority as set out below.

Local authorities **are required** by legislation to:

*“Secure sufficient childcare, so far as is reasonably practicable, for working parents, or parents who are studying or training for employment, for children aged 0-14 (or up to 18 for disabled children).”*

To secure sufficient childcare places, local authorities **should**:

Take into account what is ‘reasonably practicable’ when assessing what sufficient childcare means for their area, by

- Assessing the state of the current local childcare market: including the type of childcare (e.g. full day care nursery, sessional play groups, childminders, out of school clubs); the number of places and where they are located.
- Analyse the state of the labour market, such as unemployment rates;
- Identify the gaps in quality of childcare providers by analysing their current Ofsted grades.
- Research the current capacity within existing childcare – this can include looking at vacancy rates, assessing settings funding, staff, premises, experience and expertise;
- Encouraging schools in the area to offer out-of-hours childcare from 8.00am and 6.00pm;
- Encouraging existing providers to expand their provision and new providers to enter the local childcare market.

Local Authorities are to report annually on how they are meeting their duty to secure sufficient childcare, and make this report available and accessible to parents.

Local authorities are responsible for determining the appropriate level of detail in their report, the geographical division and date of publication. However, the report should include:

- a specific reference to how the authority is ensuring there is sufficient childcare available to meet the needs of: disabled children; children from families in receipt of the childcare element of Working Tax Credit or Universal Credit; children with parents who work irregular hours; children aged two, three and four taking up early education places; school age children; and children needing holiday care;
- information about the supply of and demand for childcare for particular age ranges of children, and the affordability, accessibility and quality of provision; and details of how any gaps in childcare provision will be addressed.

With subsequent amendments i.e. Section 7 of the Childcare Act 2006 (as substituted by section 1 of the Education Act 2011) which places a duty on English local Authorities to secure early years provision free of charge. Regulations made under section 7 set out the type and amount of free provision and the children who can benefit from the free provision (currently 2 year olds 15 hours of free early education entitlement if the parent meets the criteria and 15 hours of free education for all 3 and 4 year olds).

## 2. Sufficiency Indicators

### 2.1 Sufficiency Indicators

Based on the government's statutory guidance, Barnsley's Childcare Sufficiency Assessment (CSA) will be based on the overall sufficiency in the following categories:

- Range/Type
- Number of Places
- Vacancy Rates to Meet Future Demand
- Accessibility (Times Open, including weekend care)
- Flexibility (Flexible Offer for the 15 Hour Free Early Education Entitlement)
- High Quality
- Inclusivity
- Affordability

### 2.2 Geographical Areas

The 2016 Childcare Sufficiency Assessment sufficiency indicators will be analysed and reported on the 6 Area Council localities:

**Central Area** comprising the following wards:

- Central, Dodworth, Kingstone, Stairfoot and Worsbrough

**Dearne Area** comprising the following wards:

- Dearne North and Dearne South

**North Area** comprising the following wards:

- Darton East, Darton West, Old Town and St Helen's

**North East Area** comprising the following wards:

- Cudworth, Monk Bretton, North East and Royston

**Penistone Area** comprising the following wards

- Penistone East and Penistone West

**South Area** comprising the following wards

- Darfield, Hoyland Milton, Rockingham and Wombwell



### 3. Key Findings: Range and Type

#### 3.1 Opened/Closed Provision

The following table provides a summary of changes taking place since the last childcare sufficiency assessment.

**Figure 3.1.1 Provider Numbers and Places Comparison in past Year**

Type of Provision	2015 Number of Providers	2016 Number of Providers	+ or - Number Providers	2015 Number of Places	2016 Number of Places	+ or - Number of Places
Childminders	191	190	-1	1,151	1,151	0
Day Nurseries	51	41	-10	2518	2,204	-314
Sessional Care Play Groups	16	19	+3	415	578	+163
School nursery class	54	54	0	2,899	2,842	-57
Out of School Clubs i.e. After School	42	44	+2	1015	1,037	+22
Holiday Clubs	27	32	+5	663	636	-27
Unregistered Breakfast club schemes	37	37	0	Unregistered therefore no number	Unregistered therefore no number	0
<b>Total including unregistered</b>	<b>418</b>	<b>417</b>	<b>-1</b>	<b>8,661</b>	<b>8,448</b>	<b>-213</b>

The most significant reduction in providers has been in the day nursery sector, with the closure of some Children's Centres in April 2016 plus other day nurseries, resulting in a loss of 314 places. The remaining Children's Centres converted to sessional term time care (hence the increase in sessional provision).



### 3.2 Supply - Number of Places by Provider Type and by Area Locality

The total number of current childcare providers by type and area is shown in Figure 3.2.1

**Figure 3.2.1: The Current Number of Childcare Providers by Area Locality**

	Central	Dearne	North	North East	Penistone	South	Barnsley TOTAL
<b>Current Providers</b>							
Childminder	25	12	50	33	25	45	<b>190</b>
Day Nursery	11	2	6	7	8	7	<b>41</b>
Sessional/Playgroups	1	6	2	6	2	3	<b>19</b>
School Nurseries 3 & 4 yr olds	15	6	10	10	3	10	<b>54</b>
Out of School Clubs	10	2	7	9	11	5	<b>44</b>
Holiday Clubs	7	2	3	9	7	4	<b>32</b>
Unregistered Breakfast clubs	10	4	5	6	4	8	<b>37</b>
Source: BMBC Childcare Audit	77	34	82	79	59	82	417

The most significant change has been the overall net reduction of 10 full day care nurseries since the 2015 CSA, with the greatest impact on the Central locality (-4 day nurseries). Some Family Centres converted to sessional care in the 2015 and the remaining ones converted to term time only for 2, 3 and 4 year old funded children only in April 2016, which has contributed to the reduction in full day nurseries. However, 3 new nurseries are opening as set out below:

<b>Closed Nurseries</b>	<b>Converted to Sessional</b>	<b>New Nurseries Opening</b>
Buddies Children's Centre	Darfield Family Centre	Leap Ahead Nursery
Buttercup Children's Centre	Grimethorpe Family Centre	Little Explorers
Chatterbox Academy	Kendray & Worsbrough FC	Play Dayz Grimethorpe
Happy Kids Grimethorpe	Thurnscoe Family Centre	
Hunni Bee's Children's Centre		
Jump Little Gems		
Kings Oak Children's Centre		
Kozee Kids		
Wilthorpe Children's Centre		

A new sessional care provision opened at Dearne Enterprise Centre, Goldthorpe.

Two new out of school clubs have been counted in this CSA:

- Buddies (Barugh Green Pre School) Out of School Club – Darton West (North Locality)
- Cool Kidz R Us – Royston Ward (North East Locality)

Five more holiday clubs have been counted in this CSA:

- Playzone at Churchfields School in Cudworth
- Wombwell Park Street Kidz Out of School Club
- Gawber Out of School Club, operated by Gawber Pre School
- The Hub at Heathergarth – operated by Heathergarth School
- Keresforth Cool School Out of School club, operated by the school

The following table shows the actual current number of places offered by type of childcare provider as at September 2016.

**Figure 3.2.2: The Current Number of Childcare Places by Area Locality**

Childminder 0-1 years	25	11	49	36	24	44	189	+ 2
Childminder 2 years	25	12	50	37	25	44	193	+ 1
Childminder 3-4 years	25	12	48	39	23	45	192	- 4
Childminder 5+ years (OOS)	75	36	146	113	73	134	577	+1
Day Nursery 0-1 years	125	15	38	51	89	78	396	-72
Day Nursery 2 years	284	30	108	85	104	189	800	-205
Day Nursery 3-4 years	329	28	121	138	223	169	1008	-37
Sessional/Playgroup 2 years	16	89	30	68	12	40	255	+51
Sessional/Playgroup 3-4 years	16	59	40	112	24	72	323	+112
School Nursery Education Places	754	300	520	546	150	572	2,842	-57
Out of School Clubs	166	44	168	251	266	142	1,037	+22
Holiday clubs	103	20	64	197	164	88	636	-27
<b>Total 2016</b>								
Source: BMBC Childcare Audit	<b>1,943</b>	<b>656</b>	<b>1,382</b>	<b>1,673</b>	<b>1,177</b>	<b>1,617</b>	<b>8,448</b>	<b>213</b>
Previous 2015 CSA	<b>2073</b>	<b>711</b>	<b>1,445</b>	<b>1,579</b>	<b>1,160</b>	<b>1,693</b>	<b>8,661</b>	
Reduction – or + increase 2016	<b>-130</b> places	<b>-55</b> places	<b>-63</b> places	<b>+94</b> places	<b>+17</b> places	<b>-76</b> places	<b>- 213</b> places	

More detailed analysis of the changes noted since the last CSA, show that:

- Baby places – overall net loss of 70 places since 2015, the largest reduction was seen in the Central locality with a loss of 46 baby places.
- Two year old places – overall net loss of 153 places since 2015, the largest reduction was again seen in the Central locality (-60 places) followed by the North East locality (-38 places).
- Three and four year old places have increased by 14 since 2015 – however, the Dearne locality which has seen a decrease of 14 places.
- Out of school provision has increased by just 22 places, despite the 5 additional clubs being counted. This is due to some day nurseries reducing the number of out of school places they offer. The area that has seen the largest reduction is the North locality (-37 places) followed by the South (-26 places). However, the North East Ward has increased its out of school provision by +80 places.
- There remains no out of school clubs in Stairfoot or Darfield wards, leaving just childminding as the only option.
- Holiday provision varies as demand changes but overall there has been no significant change in places.

### 3.3 Range and Type of Childcare Sufficiency Indicator

**Childminding:** within the childminding sector, there has been a net decrease of just 1 childminder. Across the borough - each of the six area localities have Ofsted registered childminders, therefore Barnsley remains as **sufficient in the provider type of: childminding** across the borough.

**Action for Provider Type Childminding -** No action required.

**Day Nurseries:** the number of full day care nurseries has decreased by 10 providers with the closure of some nurseries and others re-classified to sessional care. Three day nurseries have registered with Ofsted since the last CSA:

- Play Days – North East Ward in the North East Locality
- Little Explorers – Hoyland Milton Ward in the South Locality
- Leap Ahead – Darton East Ward in the North Locality

There are no full day nurseries open 8am until 6pm in Dodworth ward (Central Locality) and Darfield ward (South Locality). However, there are sufficient levels of full day care across the other wards within the six localities. Therefore, overall, Barnsley remains as **sufficient in the provider type of full day care nurseries** across the borough.

**Action for Provider Type: Full Day Care Nursery -** No action required.

**Sessional Care:** this can be classified as either:

- term time only
- limited to free places for the early education entitlement for 2, 3 and 4 year olds
- set session times e.g. 9.00 until 12 noon and 12.30 until 15.30

The Family Centres that now offer childcare, have re-classified to sessional care (offering the funded entitlement for 2, 3 and 4 year olds) during term time only. One new sessional care has opened since the last CSA

- Happy Kids Dearne Enterprise Centre – Dearne South in the Dearne Locality

The Dearne and the North East Locality show the highest level of sessional care, which suits the majority of parents childcare needs in these areas. The borough now has at least one sessional provider in every locality - therefore, Barnsley is deemed as being **sufficient in the provider type of sessional care settings**.

**Action for Provider Type: Sessional Care -** No action required.

**Out of School Provision:** the number of new Out of School clubs that have opened since the last CSA is as follows:

- Buddies (Barugh Green Pre School) Out of School Club – Darton West (North Locality)
- Cool Kidz R Us – Royston Ward (North East Locality)

Further analysis shows that there isn't any group care out of school provision in the Darfield and Stairfoot wards (childminders are the only option). Although overall the six localities and the Borough is showing **sufficient** provision for out of school clubs.

**Action for Provider Type: Out of School Club -** identify possibilities for out of school providers to open in Darfield and Stairfoot wards.

**Holiday Clubs** – Five more holiday clubs have been counted in this CSA:

Playzone at Churchfields School in Cudworth  
Wombwell Park Street Kidz Out of School Club  
Gawber Out of School Club, operated by Gawber Pre School  
The Hub at Heathergarth – operated by Heathergarth School  
Keresforth Cool School Out of School club, operated by the school

Further analysis shows that there isn't any group care holiday provision in the Darfield Ward (which also does not have any group care out of school provision, leaving childminders as the only option).

**Action for Provider Type: Holiday Club** - identify possibilities for a provider to offer holiday care in the Darfield ward.

**Breakfast Clubs in Schools, Including Unregistered Provision:** out of 77 Schools (excluding High Schools) in Barnsley, 53 have a breakfast club, of which 16 are offered by private/voluntary partnerships and the remaining 37 are informal i.e. unregistered breakfast clubs. These are typically low cost or free and are offered by the school to enable parents to work or undertake further education/training.

**Action for Provider Type: Breakfast Clubs in Schools** - continue to monitor childminders that offer breakfast sessions to ensure that the 24 schools that do not have an on-site breakfast club/partnership arrangement to promote this form of childcare to parents.

**Overall Sufficiency Summary of Range and Type of Providers:** overall sufficient, however, further analysis of the data by ward shows that within Stairfoot and Darfield wards, the only option for out of school provision is with a childminder. It is also noted that Dodworth and Darfield wards do not have any full day care, but there is sufficient within the area localities.



## 4 Key Findings: Take up of Childcare

### 4.1 Take up of Childcare Places - Comparison with 2015 Assessment

The number of children attending childcare is increasing despite the closure of some settings since the previous CSA.

This section will measure the actual number of children attending (children on roll). Please note that this figure does not show the number of days accessing; it is simply an indication of take up of childcare, even if this is once every 3 weeks to meet a parents working shift pattern. The table below does not include school nursery classes.

**Figure 4.1.1 Children on Roll by Provider Type Compared with 2015 CSA**

Provider Type	2015 CSA Total Children on Roll	2016 CSA Total Children on Roll	Difference + or -
Day Nursery	3,484	3,481	-3
Childminder Under 5	655	684	+29
Sessional Play Group	537	731	+194
<b>Total 0-4 yrs</b>	<b>4,676</b>	<b>4,896</b>	<b>+220</b>
Out of School	1,752	2,149	+397
Childminder 5+	648	658	+10
<b>Total Out of School</b>	<b>2,400</b>	<b>2,807</b>	<b>+407</b>
<b>Grand Total Children on Roll All Ages</b>	<b>7,076</b>	<b>7,703</b>	<b>+627</b>

From the table above, it is clear to see that at 7,703 children 'on roll' there are 627 more children accessing childcare than last year. This is encouraging as the private and voluntary sector are clearly filling the gap left with the closure of some full day care nurseries.

However, detailed analysis (not shown on the table above), reveal a reduction since the last CSA:

- 130 babies accessing full day care
- 105 two year olds accessing a place (includes fee paying and free entitlement 2 year olds)

The following section sets out the take up of the free early education entitlement for two, three and four year olds.

### 4.2 Take of the Two Year Entitlement

Eligible parents of two year old children may access 15 hours of childcare a week over 38 weeks or 570 hours over 3 terms, following the child’s second birthday.

In the 2015 CSA, Barnsley reported a 71% take up of the early education entitlement for two year children (that is 1,013 eligible two year olds accessed a place). Barnsley set a target of reaching 80% by 2016. However, over the past year the percentage take up has been varied as demonstrated by the following analysis:

- Autumn 2015 term      78.5% or 1,021 eligible 2 year olds
- Spring 2016 term      73.0% or 932 eligible 2 year olds
- Summer 2016 term      69.9% or 858 eligible 2 year olds

Overall, the authority is showing a 1% decrease since the previous CSA.

**Action for the Take up of the Two Year Free Entitlement** – the Families information Service to undertake a marketing campaign from Autumn 2016 to ensure that parents are aware of the 2 year old free entitlement and how to apply.

### 4.3 Early Education Funding for 3 and 4 year olds – Take up by Provider Type

The funding entitlement is 15 hours over 38 weeks (or 570 hours stretched) per annum following the child’s third birthday. All parents are eligible for this free early education entitlement which can be taken in a childcare setting, with a childminder or in a school. The figure below sets out where parents choose to access their free place, with the majority opting for a school/academy nursery.

**Figure 4.3.1 Early Education Funding – Take up by Type of Setting**

Setting	Number of pupils 2015	% split by type 2015	Number of pupils 2016	% split by type 2016
School/Academy	2330	59.4%	2373	59.7%
Family Centre	252	6.4%	112	2.8%
Playgroups	196	5.0%	175	4.4%
Childminders	65	1.7%	89	2.2%
Day nursery	1081	27.5%	1227	30.9%
<b>TOTAL</b>	<b>3924</b>		<b>3976</b>	

**Figure 4.3.2 Early Education Funding – Take up Since 2014**

Year	% Take Up	% Accessing in Childcare Settings/Childminders	% Accessing in School Nursery
2014	99.7%	38.0%	62.0%
2015	100%	40.6%	59.4%
2016	99.2%	40.3%	59.7%

The table above highlights a slight decrease in parents accessing a place overall. More three year olds are accessing a place in a school nursery or academy and this is worth noting for when the 30 hour entitlement becomes available in September 2017 as described in the following section.

## **4.4 Planning for the 15 hour ‘Extended Entitlement’ for Eligible 3 and 4 Year Olds**

In September 2017 the government will implement the 30 hour offer for eligible parents – known as ‘the 15 hour extended entitlement’. This is intended to support working parents with the cost of childcare and enable them, if they wish, to return to work or to work additional hours. The 15 hours are in addition to the universal 15 hour early education entitlement which all three and four-year-olds will continue to access.

### **4.4.1 Eligibility for the 15 hour ‘Extended Entitlement’**

The government has already set out details of who will be eligible for 30 hours free childcare in the Policy Statement published alongside the Childcare Act. That is, the additional 15 hours will be available to families where:

- both parents are working (or the sole parent is working in a lone parent family);
- Families where one parent does not work (or neither parent works) will not usually be eligible for the extended entitlement. However the extended entitlement will be available where:
  - both parents are employed but one (or both parents) is temporarily away from the workplace on parental, maternity or paternity leave;
  - both parents are employed but one (or both parents) is temporarily away from the workplace on adoption leave;
  - both parents are employed but one (or both parents) is temporarily away from the workplace on statutory sick pay;
  - one parent is employed and one parent has substantial caring responsibilities based on specific benefits received for caring; or
  - one parent is employed and one parent is disabled or incapacitated based on receipt of specific benefits.
- each parent has a weekly minimum income equivalent to 16 hours at national minimum wage or living wage; and
- neither parent has an income of more than £100,000 per year.

### **4.4.2 Estimate of Eligible Children for the 15 hour ‘Extended Entitlement’**

The government estimated the number of eligible children aged 3 and 4 years in Barnsley at 1,710. However, they were unable to provide figures at electoral ward levels. Therefore, Barnsley estimated the number of eligible parents based on the percentage of lone working parents and households where both parents work.

Nationally, it is estimated that 80% of eligible parents will take up their free place – therefore Barnsley has applied this to the formula, and we estimate that up to 1,477 children will take up the offer as per table 4.4.3 on the following page.



**Figure 4.4.2 Potential Eligible number for the 15 hour ‘Extended Entitlement’ from September 2017**

<b>Ward Name</b>	<b>Total number of Children eligible for additional Early Years Childcare:</b>	<b>Eligible children based on 80% take up of the offer</b>
Central	103	82
Cudworth	93	74
Darfield	88	70
Darton East	91	73
Darton West	84	67
Dearne North	63	50
Dearne South	104	83
Dodworth	74	59
Hoyland Milton	108	86
Kingstone	117	94
Monk Bretton	83	66
North East	98	78
Old Town	92	74
Penistone East	67	54
Penistone West	106	85
Rockingham	83	66
Royston	77	62
St Helens	79	63
Stairfoot	74	59
Wombwell	108	86
Worsbrough	54	43
<b>BARNSELY</b>	<b>1846</b>	<b>1477</b>

The following section identifies if Barnsley has any sufficiency gaps – that is any shortfall of places to meet the 15 hour extended entitlement.

#### 4.4.3 Sufficiency Gaps for the 15 hours ‘Extended Entitlement’

The Family Centre catchment areas were used to assess any gaps in the sufficiency of places for the 30 hour free childcare (known as the 15 hours ‘Extended Entitlement’). The Family Centre catchment areas also mirror the six Area Council localities within the Barnsley Borough. The gaps identified are as follows:

<b>Family Centre Catchment Area/Area Council</b>	<b>Wards within the Catchment Area</b>	<b>Sufficiency of 30 Hour Places</b>
CENTRAL AREA	Central Ward Dodworth Ward Kingstone Ward Stairfoot Ward Worsbrough Ward	<b>There are no sufficiency issues within Central Area</b> for the 30 hour places. Overall, the Central Area has an over supply of places for the number of eligible children. This is evidenced with the high level of vacancies within existing childcare settings (as at May 2016).
DEARNE AREA	Dearne North Ward Dearne South Ward	<b>There is a sufficiency gap within the Dearne Area, particularly within Dearne South Ward.</b> However, there are currently some vacancies that will meet the shortfall
NORTH AREA	Darton East Ward Darton West Ward Old Town Ward St Helen’s Ward	<b>There are some pockets of sufficiency within the North Area.</b> However, there are currently some vacancies that will meet the shortfall, even taking account of current house building programmes.
NORTH EAST AREA	Cudworth Ward Monk Bretton Ward North East Ward Royston Ward	<b>There are sufficiency gaps within Monk Bretton Ward and North East Ward</b> for the 30 hour free childcare offer. This is exacerbated with the housing construction currently taking place in wards.
PENISTONE AREA	Penistone East Ward Penistone West Ward	There are no sufficiency gaps within Penistone Area.
SOUTH AREA	Darfield Ward Hoyland Milton Ward Rockingham Ward Wombwell Ward	<b>There are pockets showing sufficiency gaps within the South Area.</b> However, there are currently significant vacancies that will meet the shortfall.

The following section sets out the concerns and issues raised by the sector re delivering the 15 hour extended entitlement.

#### **4.4.4 Issues and Concerns from Barnsley Providers re Potential to Offer the 30 Hours (15 hour Extended Entitlement)**

A number of issues and concerns were raised by the sector, the majority of these related to the hourly funding rate not being sufficient to cover cost. A summary of the issues is set out below by provider type:

**Schools and Academies** - of the schools surveyed, just 5 stated that they were able to offer the 30 hours. Some issues raised by schools and academies related to space and the increased requirement for dining space to offer children lunch who would be now staying all day. Schools were also concerned about the reduction of children being able to access a nursery place – i.e. 26 place nursery would only be able to take 13 children if all parents were eligible for the 30 hour offer. The schools were also concerned that if less children were accessing a place this would impact on staff getting to know the children's individual needs/and the family before they started full time school.

**Childminders** - of the 153 Childminders returning their annual audit, 121 (79%) stated that they would offer the 30 hours; with 108 stating that they would offer the hours flexibly. However, less a fifth (27) stated that they could offer the hours 'stretched' over the school holidays. This is because many childminders take school age children over the holiday period, therefore they would be less likely to offer the entitlement during holiday weeks.

Just 21 childminders (14% of those responding) claimed to have undertaken a survey of existing parents. Eight childminders stated that they were willing to expand their places.

The majority of concerns from childminders related to the funding, which should be addressed with the government's proposed increase in the hourly rate.

**Full Day Care Nurseries** – of the 41 day nurseries returning their annual audit, 41% stated that they would be offering the 30 hours completely flexibly; including 'stretched hours' over the school holidays. The remainder would offer sessions, but there is a notable shift in a number of day nurseries no longer wishing to offer the 3 hour session. It appears that there is a preference for some day nurseries to either offer the half day (5 hour session) or full day sessions lasting 6 to 10 hours. This is something to monitor to ensure that parent's needs are met.

Just two day nurseries stated that they had carried out a parental survey on the 30 hour offer. However, many settings responded to the Council survey asking for feedback on issues and concerns. Again, these were mainly related to the hourly funding rate, particularly as the new pension and Living Wage has been recently implemented. These issues should be addressed with the proposed increase in the hourly rate awarded to Barnsley Council from the government.

**Sessional Care** – all 19 sessional care providers are willing to offer the 30 hour entitlement from September 2017. Of these, 7 are willing to offer full days, 8 providers will only be offering 3 hour sessions and 4 providers will be offering 5 hour sessions. This type of provider cannot offer 'stretched hours' over the school holidays as they are only open term time. No provider claimed to have carried out a parental survey.

**Action for the Sufficiency Gaps for the 15 Hours 'Extended Entitlement** –monitor attendance in the Spring 2017 for the Dearne, Monk Bretton and North East priority wards. If pressure for places becomes evident, the Council will encourage existing providers to increase their places. This will include schools, day care, sessional care, childminders (through the employment of assistants) and out of school clubs to extend their wrap around care. More information and FAQ to be rolled out to Barnsley providers to ensure they fully understand the 30 hour offer and be aware of the proposed hourly funding rate.

## 5 Key Findings: Overall Vacancy Rates

### 5.1 Vacancy Rates

It is important to assess the current vacancy rates across each childcare type by locality as this is the most accurate indicator for assessing if there are sufficient childcare places. Ofsted no longer separates childcare registrations into age groups, therefore most providers now have the flexibility to change their staffing to meet demand by age range as it fluctuates.

#### Spare Childcare Capacity Sufficiency:

Key:

	>= 20% capacity (suggesting an over-supply of places)
	10%-19% capacity (suggesting sufficiency of places)
	1-10% capacity (suggesting an area to monitor)
	</= 0% capacity (suggesting insufficient places)

The key is used to show that if an area is shown in red - then it has no spare capacity and immediate action must be taken to encourage new provision to open in that area as any increase in demand can not be met. If the area is shown in 'amber' then it has up to 10% vacancies and the locality will need to be monitored closely but it still may be possible to meet future demand. If the area is showing in light green then it has sufficient vacancies to meet current and future demand. Dark green shows that the area overall has 20% or above vacancy rate, therefore more than sufficient.

The following table shows the overall vacancy rate by childcare provider type.

**Figure 5.1.1 Overall Vacancy Rates by Childcare Type as at June 2016**

Locality	Vacancy Rate Day Care	Vacancy Rate Sessional	Vacancy Rate Child-minding	Vacancy Rate OOS	Vacancy Rate Child-minding
	0-4 yrs	0-4 yrs	0-4 yrs	5+	5+
Central	39%	54%	71%	62%	61%
Dearne	45%	34%	66%	52%	73%
North	34%	44%	58%	20%	69%
North East	34%	49%	58%	36%	61%
Penistone	22%	None	52%	36%	40%
South	46%	26%	55%	44%	70%
<b>Barnsley</b>	<b>36%</b>	<b>32%</b>	<b>58%</b>	<b>39%</b>	<b>64%</b>

The table above shows that within full care there is an overall vacancy rate of 36%, which equates to 793 vacant places across the borough – last year the vacancy rate was 38%.

For sessional the vacancy rate has increased for this type of provision due to the number of settings now offering sessional care only.

Childminding has the highest level of vacancies- although this is calculated on the number of hours open by number of hours paid, due to the fully flexible offer provided by childminders. However, since the last CSA the childminding vacancy rate has fallen, which is good news for this type of provider.

Out of School provision has seen an improvement in occupancy and therefore the vacancy rate has decreased. This may be an indication that more parents are returning to work and using formal childcare.

In summary all types of provision except sessional care has improved its occupancy levels and therefore the level of vacancies has fallen. This is good news for the sustainability of the providers in Barnsley. All areas are showing more than 20% vacancy rates in all provider types, and therefore Barnsley has sufficient places.

However, it is important to assess if there are pressures in particular age groups. Therefore, the following section breaks down the childcare sufficient rate, (that is number of places per 100 children) and assesses the vacancy rates by age band followed by an assessment of vacancy rates.

## **6 Key Findings: Sufficiency of Childcare**

### **6.1 Childcare Sufficiency Rates**

Nationally, there is not a pre-determined level of sufficient childcare places. There are a number of variables that can impact on the sufficiency figures which can not be determined, such as employment rates, choice of childcare location i.e. near home, en-route or workplace.

Barnsley Council has determined that 'sufficient childcare places' should be different for each of the following four key age ranges:

- 0 to 1 year old baby places
- 2 year olds (to meet the government's initiative 'Two Year Entitlement')
- 3 to 4 year olds - for working parents and nursery early education
- 5 to age 11 years

The sufficient rate for each age group is described in detail in this section and how Barnsley is meeting the sufficiency indicator in each locality.

### 6.2. Sufficiency of 0 - 1 year Old Childcare Places

Barnsley has set a sufficiency rate of 7% for children aged 0 -1 years. This means that 7 childcare places are required for every 100 children in this age group. The rate was calculated using a number of factors, including:

- three quarters of mums stay at home for the first 9 months following the birth; the level of workless households in Barnsley( therefore not requiring childcare); and a third of Barnsley residents identifying that they may choose childcare, with an average take up a part time place per week.

**Figure 6.2.1 Childcare Sufficiency Rate for 0-1 Year olds 2016**

NB 7% is Sufficient	Central	Dearne	North	North East	Penistone	South	Total
Population 0-1 Year olds	1,419	602	942	1,217	481	1,089	5,750
Childcare places 0-1 Year olds	150	26	87	87	113	122	585
Childcare Sufficiency Rate per 100 children aged 0-1 years)	11%	4%	9%	7%	24%	11%	10%
Shortfall in places	Sufficient	16 more places required	Sufficient	Sufficient	Sufficient	Sufficient	Sufficient

The table above shows an overall Barnsley average of 10% (i.e. 10 childcare places per 100 children in the 0-1 year age group. This has only fallen by 1% since the last CSA. The only shortfall is in the Dearne area, where just 16 more places are required in this age group to be sufficient. This could be achieved with 6 new childminders. However, it is important to first assess if the current childcare settings have vacancies before embarking on opening further places. The following section identifies the vacancy rate in this age band, which will help support any future business decisions for providers.

### 6.2.2 Vacancy Rate to Meet Projected Demand for 0 - 1 Year olds

The previous table highlighted the number of baby places per 100 children by ward. The following table below shows the vacancy rates in the 0-1 year age range by ward. If the area is highlighted as red then this area requires immediate attention to encourage new providers to open. If an area has between 1% and 10% vacancies, it will be shown in ‘amber’ and the situation will be closely monitored. If the area shows as light green, this indicates that there are sufficient places in that age group for the forthcoming year. Dark green shows that the area overall has 20% or above vacancy rate, therefore more than sufficient.

**Figure 6.2.2 Vacancy Rate in the 0-1 Age Group to Meet Projected Demand**

Locality	Vacancy Rate 0-1 Year Full Day Care	Vacancy Rate Childminding
Central	49%	71%
Dearne	60%	66%
North	35%	58%
North East	54%	58%
Penistone	29%	52%
South	59%	55%
<b>Barnsley Borough</b>	<b>46%</b>	<b>58%</b>

All areas have dark green, therefore more than 20% vacancy rates, therefore no action is to be taken as the borough has sufficient vacancies in the 0-1 age group.

### 6.3 Sufficiency of Two Year Old Childcare Places

Barnsley has not set a borough sufficiency indicator for this age group, as it has to consider the number of places required for the government's 'Two Year Entitlement' (TYE) initiative, which varies across the localities, as it depends on the number of parents eligible. The entitlement is 15 hours a week for 38 weeks (or 570 hours) of free early education for eligible two year olds, the term after their second birthday. The criteria includes those on free school meals, low income families, looked after children and children that attract disability living allowance. The following table highlights the shortfall of places using the two year entitlement eligibility list and the current level of 2 year old places as at July 2016.

**Figure 6.3.1 Childcare Penetration Rate for 2 Year olds and Percentage Eligible for Free Entitlement of 15 hours**

	Central	Dearne	North	North East	Penistone	South	Total
<b>Population 2 Yr olds</b>	733	311	561	625	260	580	3,070
<b>Childcare places For 2 Yr olds All Ofsted Grades</b>	325 Full time places	131 Full time places	188 Full time places	190 Full time places	141 Full time places	273 Full time places	1,248 Full time places
<b>Childcare % Penetration Rate (places per 100 children aged 2 years)</b>	44%	42%	34%	30%	54%	47%	41%
<b>Number of 2 Year Olds Eligible for 15 hour Free Entitlement August 2016</b>	301 Part time places needed  41% of all 2 yr olds are eligible	166 Part time places needed  53% of all 2 yr olds are eligible	202 Part time places needed  36% of all 2 yr olds are eligible	302 Part time places needed  48% of all 2 yr olds are eligible	44 Part time places needed  17% of all 2 yr olds are eligible	224 Part time places needed  39% of all 2 yr olds are eligible	1,239 Part time places needed  40% of all 2 yr olds are eligible
<b>Surplus or Shortfall in Places for 2 yr olds including places for paying parents.</b>	Sufficient No shortfall of Places	Sufficient No shortfall of Places	<b>Not sufficient in St Helen's Ward only</b>	Sufficient No shortfall of Places	Sufficient No shortfall of Places	Sufficient No shortfall of Places	Sufficient No shortfall of Places <b>Except St Helen's Ward</b>

It is also worth noting that 40 children out of 100 two year olds are eligible for the free two year old entitlement (although this has fallen by 9% since the CSA). The Dearne has seen a significant reduction in eligible families of almost a fifth (18%) since the 2015 CSA. This is seen as positive, as more families are not being classified as low income households. Only St Helen's ward is considered to have a shortfall of places. Therefore, in all other areas, parents are expected to access a place in the higher Ofsted rated settings of 'Good' or 'Outstanding' grades, in line with government guidance..

**Action:** Parents living in St Helen's ward will be able to claim their 2 year old free entitlement in an Ofsted rated 'Requires Improvement' setting - if there are no spaces left in an 'Good' or 'Outstanding' Ofsted rated setting (due to the shortfall in this ward).

## 6.4 Sufficiency of Childcare and Early Education Funded Places for 3 and 4 Year Olds

Barnsley has set a sufficiency rate of 84% i.e. 84 places per 100 children aged 3 and 4 years. Whilst 100% of this age group currently access their free early education, up to a third of 4 year olds currently take their place in a school reception class. The majority of parents access their free entitlement of 15 hours per week over 38 weeks, although this offer can be 'stretched' over the year. Two rates are shown below, i.e. the number of childcare places per 100 children in this age group, followed by the number of places which includes school nursery classes (not reception).

**Figure 6.4.1 Sufficiency Rate for Childcare/Early Education Funded Places for 3 and 4 Year Olds**

	Central	Dearne	North	North East	Penistone	South	Total
<b>Population 3 to 4 Yr olds</b>	<b>1,401</b>	<b>587</b>	<b>1,058</b>	<b>1,180</b>	<b>497</b>	<b>1,126</b>	<b>5,849</b>
<b>Childcare places for 3 to 4 Yr Olds</b>	<b>370</b>	<b>99</b>	<b>209</b>	<b>289</b>	<b>270</b>	<b>286</b>	<b>1,523</b>
<b>Overall Early Education places 3&amp;4 yr olds, including schools</b>	<b>1,478</b>	<b>439</b>	<b>898</b>	<b>1,012</b>	<b>666</b>	<b>1,072</b>	<b>5,565</b>
<b>Childcare Penetration Rate (places per 100 children 3-4 yr) 84% is sufficient</b>	<b>&gt;100% Sufficient</b>	<b>75% In-sufficient Shortfall of 56 places</b>	<b>85% Sufficient</b>	<b>86% Sufficient</b>	<b>&gt;100% Sufficient</b>	<b>95% Sufficient</b>	<b>95% Sufficient</b>

*\*NB Day nursery & childminder places are double counted in the early education places total - as most parents access the early education on a part time basis.*

The number of places has decreased by 238 since the previous CSA, but most significantly in the Dearne with a loss of 115 places, which has resulted in the area showing insufficient. However, it is also important to assess the current vacancy rate by locality, as some parents may take up their place outside the area where they live.

### 6.4.2 Vacancy Rates to Meet Projected Demand for 3-4 Year olds

Whilst the previous table highlighted the number of 3 and 4 year old places per 100 children by ward, the following table below shows the current vacancy rates in this age range. If an area is showing significant vacancies; this may indicate that Barnsley has sufficient capacity.



**Figure 6.4.2 Vacancy Rate for 3 and 4 Year Old Places**

Locality	Vacancy Rate Full Day Care 3 & 4 yr Olds Only	Vacancy Rate Seasonal Care All ages	Vacancy Rate Childminding All ages Under 5	Vacancies in School Nurseries Summer 2016
Central	28%	54%	71%	43
Dearne	25%	34%	66%	0
North	23%	44%	58%	30
North East	25%	49%	58%	20
Penistone	17%	None	52%	2
South	23%	26%	55%	68
<b>Barnsley Borough</b>	<b>24%</b>	<b>32%</b>	<b>58%</b>	<b>163 (-54 places since 2015)</b>

NB Vacancy rate based on a full time place.

Spare Childcare Capacity Sufficiency:

Key:

	>= 20% capacity (suggesting an over-supply of places)
	10%-19% capacity (suggesting sufficiency of places)
	1-10% capacity (suggesting an area to monitor)
	<= 0% capacity (suggesting insufficient places)

The table above **shows sufficient vacancy** levels to meet future demand in all areas, however, the Dearne area remains a concern as there are nil vacancies within schools for 3 and 4 year olds and further analysis shows just 7 places in full day care which are located in the newly created Dearne Enterprise Centre and these may quickly become occupied.

**Action:** Continue to assess the situation in the Dearne Locality and encourage new provision if place pressure becomes an issue for parents wishing to access 3 and 4 year old places.

## 6.5 Sufficiency of Out of School Childcare Places & Informal Breakfast Clubs

Barnsley has set a sufficiency rate of 6.8% for Out of School (OOS) provision. That is 7 childcare places for every 100 children. Whilst the figures were based on 5 to 11 year old population, the government guidance states up to age 14. However, the low take up of childcare by young people aged 12-14 would result in a dis-proportionate figure. We have therefore excluded this age range in the calculations. Barnsley has 37 informal breakfast clubs.

**Figure 6.5.1 Childcare Penetration Rate for Out of School Clubs**

	Central	Dearne	North	North East	Penistone	South	Total
<b>Population 5-11 Yr olds</b>	<b>4,006</b>	<b>1,939</b>	<b>3,563</b>	<b>3,947</b>	<b>1,905</b>	<b>3,600</b>	<b>18,960</b>
<b>OOS Childcare (inc childminder places)</b>	<b>241</b>	<b>80</b>	<b>314</b>	<b>364</b>	<b>339</b>	<b>276</b>	<b>1,614</b>
<b>% Places per 100 children aged 5-11 years (NB 6.8% is sufficient)</b>	<b>6.0%</b> Shortfall Pocket in Stairfoot & Worsbro wards	<b>4.1%</b> Shortfall in both Dearne North & South wards	<b>8.8%</b>	<b>9.2%</b>	<b>17.8%</b>	<b>7.7%</b>	<b>8.5%</b>

It is noted that the population in this age group has risen by 512 since the last CSA – and by over 1,000 in the past 2 years. The table above shows **overall sufficiency** in Barnsley, but with a shortfall identified in the Dearne (52 places shortfall). There are pockets where there are less than 7 places per 100 children in this age group as noted in the table above. However, this must be measured against the current vacancy rates for Out of Schools. As shown below:

**Figure 6.5.2: Age Range 5-11 OOS: Current Vacancy Rate Situation**

Locality	Vacancy Rate Out of School Clubs June 2016	Vacancy Rate Childminding 5+ age range
Central	62%	61%
Dearne	52%	73%
North	20%	69%
North East	36%	61%
Penistone	36%	40%
South	44%	70%
<b>Barnsley Borough</b>	<b>39%</b>	<b>64%</b>

Spare Childcare Capacity Sufficiency:  
Key:

	>= 20% capacity (suggesting an over-supply of places)
	10%-19% capacity (suggesting sufficiency of places)
	1-10% capacity (suggesting an area to monitor)
	<= 0% capacity (suggesting insufficient places)

The above table highlights that whilst the Dearne appears to have a shortfall of places based on the childcare penetration rate, there are currently enough vacancies to meet demand in the area. Therefore, Barnsley is currently **sufficient** in out of school provision. However, within Stairfoot and Darfield wards, the only option for parents is with a childminder and there is potentially an opportunity to open group care provision in this area for those parents who prefer this type of provider.

**Action:** Monitor the Dearne vacancy rates for out of school provision. Encourage out of school provision in Stairfoot ward located in the Central Area and Darfield ward located in the South area.

**6.6 Holiday Clubs**

Holiday clubs are essential all year round care that enable parents to work. The figure below shows the number of holiday club places in group care settings. It should be remembered that childminders offer essential holiday care and are a vital service to parents, including those who use sessional care during term time but require additional holiday care.

**Figure 6.6.I Holiday Club Providers and Places by Area**

	Central	Dearne	North	North East	Penistone	South	Barnsley TOTAL
<b>Current Providers</b>							
Number of Holiday Clubs	7	2	3	9	7	4	<b>32</b>
Number of Places offered in Holiday clubs	103	20	64	197	164	88	<b>636</b>

Whilst there is some provision in each area, further analysis shows that in the following wards, childminders is the only option for holiday care:

- Dodworth (Central Area)
- Darton West and Old Town ward (North Area)
- Darfield ward (South Area)

**Action:** Encourage settings to offer holiday care in these wards.

## 6.7 New House Builds

To conclude the sufficiency of childcare, it is necessary to review the number of new house dwellings to be constructed. The following sets out the number of new builds being developed across the borough within the next 12 months.

**Figure 6I: Dwellings under Construction by Area**

Area	No. of new dwellings	No. of new units of social housing
Central	114	33
Dearne	108	8
North	66	5
North East	181	24
Penistone	111	10
South	157	10
<b>Source: BMBC Planning</b>		<b>737 total new homes</b>

The areas with most development include, Central and the North East. The current vacancies in these areas are sufficient to be able to accommodate childcare needs over the next 12 months.

## 7. Key Findings: Accessibility/Flexibility

### 7.1 Accessibility - Settings Offering Unsocial Hours

As socio demographics change, such as changes in working patterns/unsocial hours and weekend working - there is a requirement for settings to meet this need. The table below sets out the number of settings offering unsocial hours childcare. In addition to the figures below, Barnsley has 3 registered 'home childcarers' who offer the care in the child's family home.

**Figure 7.1.1 Number of Settings Offering Unsocial Hours**

Locality	Saturday Opening for children Under 5	Saturday Opening for school age Children 5 Plus	Open before 8am or after 6pm for Under 5's	Open before 8am or after 6pm for school age 5+
Central	1	2	27	24
Dearne	0	1	14	13
North	0	4	49	52
North East	0	4	40	40
Penistone	1	2	24	25
South	0	5	32	34
<b>Total</b>	<b>2</b>	<b>18</b>	<b>186</b>	<b>188</b>

Just two settings offer Saturday opening for early years (a decrease of 7 since the last CSA, and a total decrease of 13 settings in the past 2 years). Eighteen settings offer Saturday care for school age children, which is an increase of 10 since the CSA. An increase of 30 settings are now offering an early start (before 8am) or late opening (after 6pm) for the early years, and an increase of 21 settings for school age children - which supports the changing working patterns of parents.

**Action:** No action required – **sufficient** in flexibility of opening hours.

### 7.2 Flexibility

The government's statutory guidance states that local authorities should encourage schools and childcare settings to offer the 2, 3 and 4 year old free entitlement flexibly. This includes an 8am until 6pm offer, or consider at least 5 hour sessions as opposed to the typical 3 hour session.

Overall, in full day care 61% are completely flexible in their early education offer which supports parents various working patterns. However, only a fifth of settings state they are willing to offer the early education 'stretched' over the school holidays rather than the typical 38 week term time offer. This could be limiting for parents that work during the school holidays.

**Action:** encourage schools to offer extended opening from 8am until 6pm or at least consider 5 hour sessions to enable parents to work/train, in line with the government guidance. This is aspirational as it is worth noting that Barnsley Families Information Service has not recorded any 'unmet demand' as all requests have been accommodated within existing childcare settings.

## 8. Key Findings: Quality of Childcare in Barnsley

### 8.1 High Quality – Ofsted Grades

As at 31 March 2016, Barnsley childcare settings achieved 88% ‘Good’ or ‘Outstanding’ grades in their Ofsted inspection. This is 2% above the England average. Barnsley has successfully managed to retain above ‘national average Ofsted grades’ over the past 5 years. Barnsley has 32 Childcare settings with the highest Ofsted rating of ‘Outstanding’ (8 Day Nurseries and 23 Childminders and the first Out of School Club) as set out in the figure below:

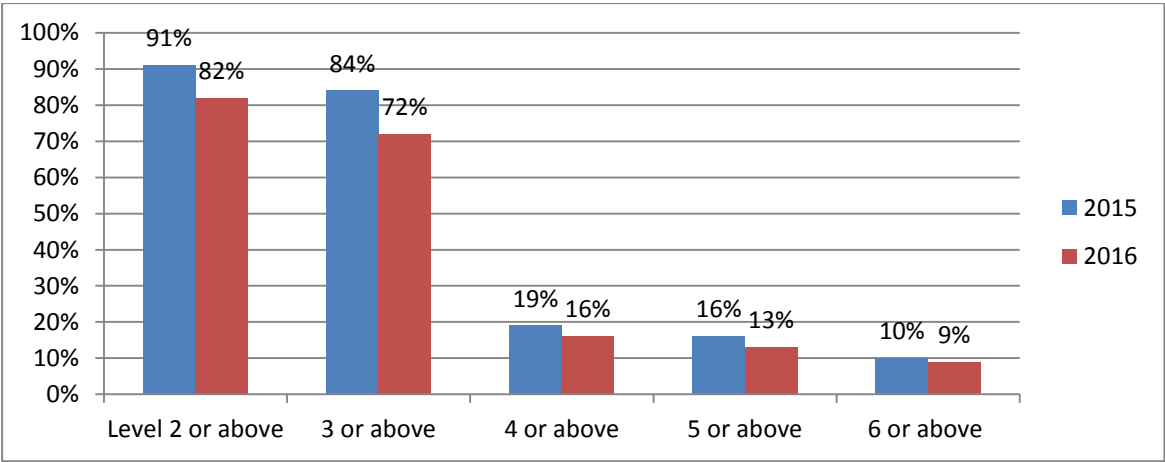
**Figure 8.1.1 Highest Graded Ofsted Settings By Area Locality**

Provider Type with the highest rated Ofsted Grade of Outstanding'	Central	Dearne	North	North East	Penistone	South	Barnsley TOTAL
Childminders	1	0	5	4	3	10	23
Full Day Care	2	1	1	1	2	1	8
Out of School Club	0	0	1	0	0	0	1

### 8.2 Qualification of Leaders and Staff

The annual audit of qualifications, highlighted that 1,183 staff were employed within the childcare sector (including self employed childminders). This is an increase of 28 staff, despite the closures of some settings. The figure below shows the qualification levels across the workforce (excluding childminders) since the last CSA..

**Figure 8.2.1 Qualifications of Leaders and Staff in Full Day Care, Sessional and OOS Clubs**



The figure above shows that there has been a decrease in the level of qualifications since the last CSA. However, 72% of all staff and leaders have a full and relevant level 3 or above. For childminders, 103 of the 153 returning the annual audit are qualified to a relevant level 3 or above with 16 holding a full and relevant degree. Please note, there is no current requirement for childminders to hold a relevant childcare qualification.

### 8.3 Graduate Led Workforce and Early Years Professionals

Early Years Professional Status (EYPS) is a status and not a qualification. Practitioners must already hold a relevant full degree as well as GCSE Maths and English at grade C or above to achieve this award. The introduction of the Early Years Teachers in September 2013 replaced the Early Years Professional Status programme. To be awarded the Early Years Teacher Status, similar to the previous EYPS, practitioners must hold a relevant full degree and GCSE Maths, English and Science at grade C or above. The table below highlights the number holding or working towards the status.

**Figure 8.3.1 Number Holding Early Years Practitioner/Teacher Status**

Year	EYPS/E.Y.T Achieved In full day nurseries and sessional care only	EYPS/E.Y. T. Working Towards Status
2011/12	22	
2012/13	29	
2013/14	28	9
2014/15	34	7
2015/16	27	3

Since 2015 there has been a reduction of 7 practitioners achieving Early Years Teacher Status. This is due to the number of settings closing. There is no requirement to have a graduate, although the government's original aim was to have a graduate led workforce within full day care. Out of the 41 full day care settings, just 8 do not have a practitioner at graduate level.

**Action:** Encourage the 8 full day care settings without a graduate to consider this as a requirement when next recruiting staff or leaders.

### 8.4 Childcare Settings Involved in a Continuous Quality Improvement Programme

Barnsley operates a free in-house continuous Quality Improvement Programme (QIP). This includes staff support from the Council: a comprehensive training programme, networking opportunities, QIP documentation and conferences to share best practice. These all contribute towards demonstrating evidence of reflective practice, self evaluation and on-going quality improvement. The table below shows the number of settings completing the annual QIP 'dashboard and focussed improvement plan' which identifies actions for the forthcoming year.

**Figure 8.4.1 Number of childcare settings who are working towards Barnsley's QIP annual 'Dashboard and Focussed Improvement Plan'**

Provider Type	2014/15	2015/16
Childminders	81	87
*Day Nurseries/Sessional	65	56
OOS	12	19

\*The closure of some day care has impacted on the number completed.

## 8.5 Foundation Stage Profile Analysis 2016

Another indicator of quality is demonstrated in the annual early years foundation stage profile results. This is an assessment of the child’s progress in the final year of the foundation stage. The following is a summary of the key points of the 2016 analysis.

### 8.5.1 Key Points:

The percentage of children achieving Good Level of Development (GLD) in Barnsley was 66%

The percentage of children achieving GLD Nationally was 69%

The average points scored in Barnsley was 33.2

#### Journey of Improvement

GLD	2013	2014	2015	2016
<b>Barnsley</b>	50%	56% (+6%)	<b>63%</b>	<b>66%</b>
<b>National</b>	52%	60%	<b>66%</b>	<b>69%</b>

The initial data for 2016 shows that Barnsley’s GLD has improved by 3% in the last year. .

Further detailed analysis can be found in **Appendix I: Early Years Foundation Stage Profile Analysis 2016.**



# 9 Key Findings: Inclusivity

## Inclusivity

Barnsley undertakes an annual audit of all childcare settings. The table below compares the percentage of children with additional needs/disabilities accessing childcare year on year.

**Figure 9.1.1: Percentage of Children Accessing Childcare with Special Education & Complex Health Needs – year on year comparison**

2011/12	2012/13	2013/14	2014/15	2015/16
4.0%	3.5%	4.3%	5.7%	4.5%

Source: BMBC Childcare Audit

As illustrated above, of all the children on roll, the percentage of children with additional needs/disabilities has fallen since the last CSA. All Barnsley Childcare settings are supported to offer places for disabled children/complex health needs. The actual number attending each provider type is provided in figure 9.1.2 below:

**Figure 9.1.2: Percentage of Children Accessing Childcare with Special Education & Complex Health Needs by provider type**

Childminder	Full Day Care	Out of School	Sessional Play Groups
62 children or 4.6% of all children on roll	149 children or 4.3% of all children on roll	79 children or 4% of all children on roll	59 children or 8% of all children on roll

Source: BMBC Childcare Audit

Of the 349 children accessing childcare with a disability, the most frequent recorded need indicated: communication and interaction, followed by emotional social and mental health, then psychical and finally sensory. NB the number of children with an additional need accessing childcare has fallen by 53 since the last CSA.





### **9.3 Training to Improve Skills in Supporting Children with Disabilities**

The Council delivers through its training programme, courses for practitioners in supporting children with Special Education Needs and/or Complex Health needs. A new programme is being offered from September 2016 following a training needs analysis. In November 2016 a Saturday Quality Improvement Programme event is to be held with an inclusion theme. During the past 12 months, the Council has also rolled out another training cohort for the Wellcomm initiative, which is aimed at improving speech and language, which has seen positive results.

Further support is offered by the Council via the Inclusion team, including:

- Regular SENCO (Special Educational Needs Co-ordinator) networks, to discuss current issues and share best practice
- A new locality network drop-in from May 2016 to offer advice and guidance relating to individual children
- Educational Psychologist support within the Family Centre network

All children, should have equality of access to childcare, therefore, the Council offers an 'Interim Inclusion Support' grant to fund either specialist equipment or additional staffing. The Childcare settings apply for the grant, with parental permission. Over 50 grants were issued in the last financial year.

The Council's Early Start and Family Service will relaunch the Childcare toolkit to support children with individual needs during Autumn 2016. This is a multi-agency toolkit with input from Health and Council services.

The following section sets out the feedback from a Barnsley parental survey relating to childcare needs for those children with a disability or complex health need.

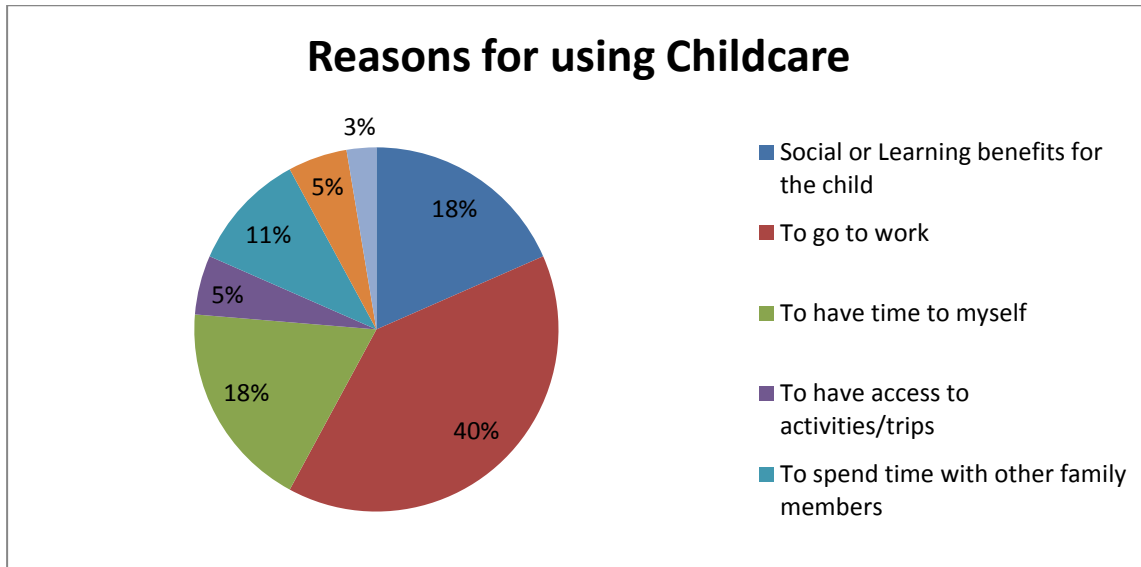
### **9.4 Survey of Parents with Children who have a Disability or Complex Health Need**

A survey is carried out every 3 years for parents of children with disabilities. Therefore, the results below are from the 2015 survey to assess parents and carers views regarding the use of formal childcare and how this compared with the Parliamentary Inquiry into childcare for disabled children. The questionnaire was posted out to 1346 parents/carers who receive the Aiming High Newsletter and 71 questionnaires were returned. The purpose of the survey was to secure an up to date understanding of parents/carers views on childcare. Therefore, we asked if they had used childcare within the last 18 months and requested that their views were based on this experience.

- 33.8% of respondents had used childcare in the last 18 months.
- 64.7% have not used childcare in the last 18 months.
- 1.4% did not respond to this question.

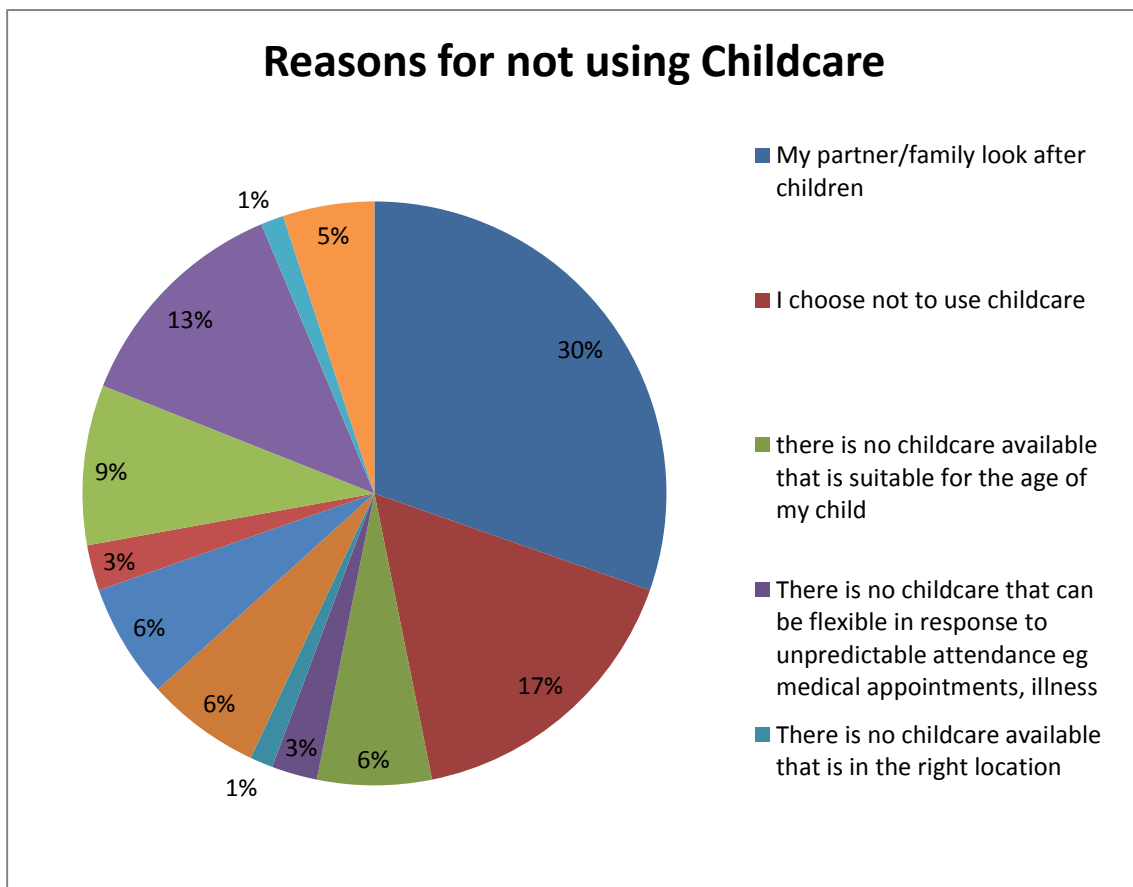
Below are the reasons for parents/carers using childcare -the main reason was to go to work.

**Figure 9.4.1 Reasons for Using Children – Parental Survey of Children with a Disability or Complex Health Need**



Below are the main reasons for not using childcare. The most frequent response was because their partner/family care for the children.

**Figure 9.4.2 Reasons for Not Using Childcare – Parental Survey of Children with a Disability or Complex Health Need**



The national Parliamentary Inquiry found that 33% of parent carers say that the lack of experienced staff was the reason for not accessing childcare. In Barnsley, only 6.3% of respondents said that they felt there was a lack of appropriately qualified staff and 9.9% said that they felt that there wasn't any childcare that could cater for their child's disability or additional needs.

The Parliamentary Inquiry found that 86% of parents/carers who responded to the Inquiry's survey reported paying £5 or more per hour, with 38% paying £11-20 and 5% paying more than £20. This compares to the national averages of around £3.50 - £4.50 per hour. In Barnsley, only 5.6% of parents/carers stated they had experience of being asked to pay more for childcare for their disabled child than for a non disabled child. However 2 of these 4 were relating to swimming lessons as opposed to childcare.

The following section sets out the number of children from a black, minority or ethnic (BME) background accessing childcare to round off the inclusivity section of the CSA.

**9.5 Children Attending Childcare from a Black, Minority or Ethnic Background**

Annually, Barnsley measures the number of children from a BME background accessing childcare, as demonstrated in the following table below:

**Figure 9.5.1: Percentage of Children Accessing Childcare from a BME Background**

2011/12	2012/13	2013/14	2014/15	2015/16
4.0%	5.1%	5.1%	4.4%	5.5%

Source: BMBC Childcare Audit

The percentage of children accessing childcare from a Black, Minority, and Ethnic background has increased by 1.1% since the last CSA. The non white British are recorded as being Chinese and Black African. Analysis of the audit of childcare settings reveal that 29 Polish speaking children are accessing childcare with others speaking languages from a diverse range of countries such Russia, Latvia, India plus many more. The following shows the languages spoken by childcare staff, although some recorded 'limited' knowledge of the languages.

**9.6 Languages Spoken by Childcare Staff**

The following Languages are spoken by childcare staff

Childminders	Full Day Care/Sessional Day Care	Out of School Clubs
1 x Afrikaan 1 x Finnish 3 x French 5 x German 1 x Italian 1 x Polish 3 x Spanish  1xMakaton for non verbal children and 1x BSL	6 x French 2 x German 1 x Italian 8 x Polish 1 x Russian 3 x Spanish  1x Makaton for non verbal children 1 x BSL	1 x French 1 x Polish

The following section relates to the affordability of childcare.

## 10 Affordability

The table below provides a summary of the childcare costs in Barnsley compared with the Family and Childcare Trust Cost Survey and the 2016 Holiday Cost Survey - highlighting the comparison with Yorkshire and Humberside averages.

**Figure 10.1 Average Childcare Costs**

	2015	2016	Family and Childcare Trust Cost Survey Yorkshire & Humberside Comparison
Childminder (hourly rate)	£3.77/Hr	£3.81Hr	£3.64
Day Nursery Weekly Rate 2 yr old	£174	£178.42	£194.84
Pre/After School Sessional Rate	£7.94	£8.31	£9.15
Holiday Club weekly rate	£118	£127.59	£124.06
Playgroup = session costs	£7.17	£9.57	N/A
<b>Source: BMBC Childcare Audit</b>			

The above table shows an increase in all rates since the last CSA. However, the Family and Childcare Trust 2016 Childcare Cost Survey shows that Barnsley has affordable day nursery and after school rates compared with the regional averages. However, Barnsley charges higher hourly childminder rates and holiday rates than the regional averages.

In Barnsley the rate paid for settings delivering the two year old free entitlement is:

- £4.73 per hour in group care settings and schools
- £4.45 per hour in childminding settings

The three and four year old free entitlement rate paid to providers in Barnsley is:

- £3.59 base rate plus a disadvantage subsidy which varies per setting

**Action:** Monitor the cost of childcare as nationally there has been an increase in the two year old entitlement rate which may be a result of the government free entitlement rate paid to childcare settings.

**This concludes the 2016 Barnsley Childcare Sufficiency Assessment.**

**If you require further information or more detail, this can be supplied (providing it does not identify confidential setting information). Please contact the Families Information Service on free phone 0800 0345340 or email [infofis@barnsley.gov.uk](mailto:infofis@barnsley.gov.uk).**